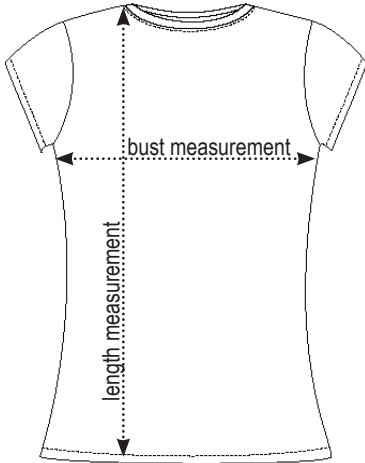


This is the fit guide for the main line of BeKyoot T-shirts. In addition to frontal bust and length measurements, I've included some fit notes and my thoughts on how the shirts wear in order to give you a better idea of the make and weight of each design. There are two sections, the first with information on the chick's/girly tee's, and the second covering the unisex/men's line. Youth sizes are coming soon and we will announce on the website and append this document with those specs once the Youth line is ready for sale. If you have any questions or comments, please feel free to email us at: info@bekyoot.com. :)

Chick's / Fitted Tees

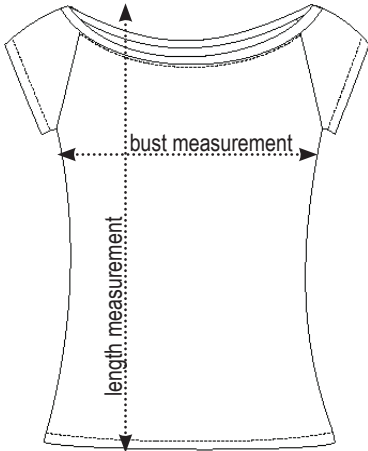
Style: All cap sleeve standard neck fitted Chix tees, this is our standard style, most of our chix tees are featured on this style.



Size	S	M	L	XL	XXL
Length (from high point at shoulder)	25 3/8"	26"	26 5/8"	27 1/4"	27 7/8"
Bust (1" below armhole)	14 1/4"	15 1/4"	16 1/4"	17 3/4"	19 1/4"

100% cotton, **preshrunk, prewashed.** Crew neck with short cap sleeve, extra long, sheer.

Fit Notes: Bust measurements above are across the front of the shirt, so please double them and then compare to your band/bra size to gauge for fit. The fabric of this shirt is super stretchy and form fitting. It is lighter-weight than your standard junior's tee. I've found it to be very comfortable and soft throughout multiple washings. The body of the shirt is extra long so you can wear it with pretty much any rise of jeans. I think they fit pretty true to size -- I usually wear a small to a medium in juniors sizes depending on how I want it to fit. For this shirt it was the same. I'm comfortable in both the medium and small, though I would opt for the medium if I didn't want to wear it as sheer.

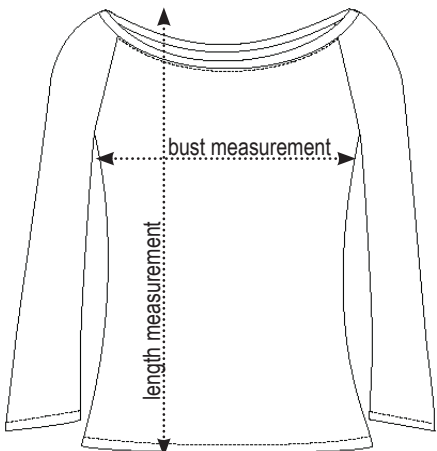


Style: Scoop/Boat neck with cap sleeve

Size	S	M	L	XL	XXL
Length (from high point at shoulder)	25 3/8"	26"	26 5/8"	27 1/4"	27 7/8"
Bust (1" below armhole)	14"	15"	16"	17 1/2"	19"

100% cotton, **preshrunk, prewashed.** Scoop/Boat neck with short cap sleeve, extra long, sheer.

Fit Notes: This shirt has a wide boat neck, so you can wear it on, off, or across the shoulder for three different looks. I tend to wear it on the shoulder where it rests naturally for a deeper scooped neckline. The fabric of this shirt is super stretchy and form fitting. I've found it to be very comfortable and soft throughout multiple washings. The length measurements are the same as for the crew neck t-shirt, but I think it wears a bit longer depending on how you put it on your shoulders. Measurements above are across the front of the shirt, so please double them and then compare to your band/bra size to gauge for fit. I find this cut fits pretty true to size -- I usually wear a small to a medium in juniors sizes depending on how I want it to fit. For this shirt as with the crew version, it was the same. I'm comfortable in both the medium and small, though I would opt for the medium if I didn't want to wear it as sheer.




Designs: Long Sleeve Wings Tee

Size	S	M	L	XL	XXL
Length (from high point at shoulder)	25 3/8"	26"	26 5/8"	27 1/4"	27 7/8"
Bust (1" below armhole)	14"	15"	16"	17 1/2"	19"

100% cotton, **preshrunk, prewashed.** Scoop/Boat neck with long sleeves, extra long body, sheer.

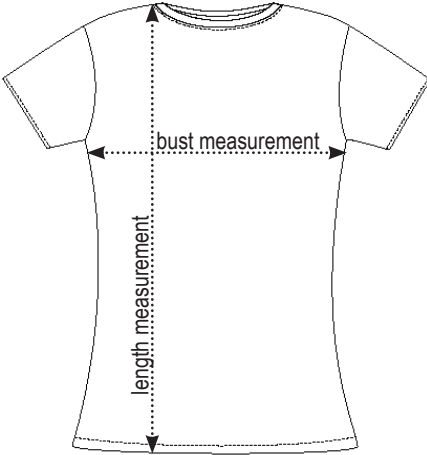
Fit Notes: The fabric of this shirt is super stretchy and form fitting. It is a light-weight cotton fabric, and the sleeves are a little bit longer than normal. On me they hit about an inch below the wrist. The body of the shirt is extra long so you can wear it with pretty much any rise of jeans. Measurements above are across the front of the shirt, so please double them and then compare to your band/bra size to gauge for fit. I think they fit pretty true to size -- I usually wear a small to a medium in juniors sizes depending on how I want it to fit. For this shirt it was the same. I'm comfortable in both the medium and small, though I would opt for the medium if I didn't want to wear it as sheer.



If you have any questions or comments, please feel free to email us at: info@bekyoot.com.

Chick's / Fitted Tees

Designs: Ai. (love.) Short Sleeve

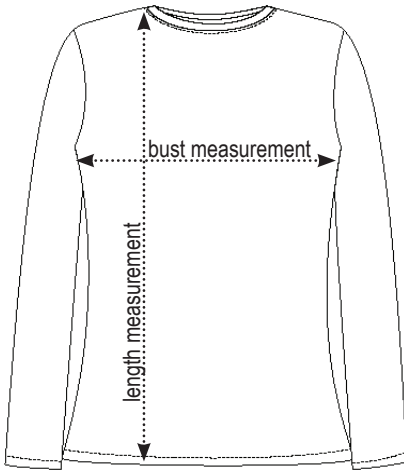


Size	S	M	L	XL	XXL
Length (from high point at shoulder)	22 1/2"	23 1/2"	24 1/2"	25 1/2"	26 1/2"
Bust (1" below armhole)	14 3/4"	15 3/4"	16 3/4"	17 3/4"	18 3/4"

100% cotton, **prewashed**. Crew neck with short sleeve.

Fit Notes: These measurements apply only to the Ai. (love.) Short Sleeve in white. This shirt has a fitted cut and is made of a heavier cotton weave than the main line of fitted t-shirts. This fabric is not sheer and is standard babydoll/junior's tee length. I have found that they do shrink, sometimes up to 7% so I would recommend ordering up a size from what you'd normally purchase. As with all of the other shirts, I've found it to be very comfortable and soft throughout multiple washings. Measurements above are across the front of the shirt, so please double them and then compare to your band/bra size to gauge for fit. I usually wear a small to a medium in juniors sizes depending on how I want it to fit. For this shirt I would go for a medium given the shrinkage.

Designs: Ai. (love.) Long Sleeve



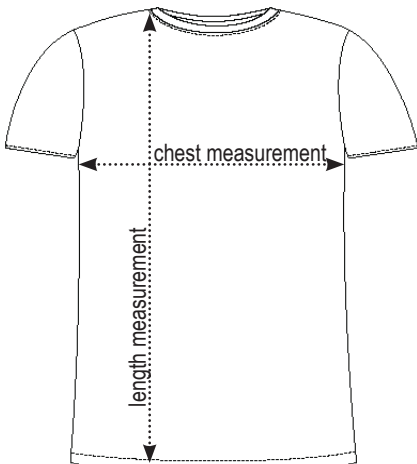
Size	S	M	L	XL	XXL
Length (from high point at shoulder)	22 1/2"	23 1/2"	24 1/2"	25 1/2"	26 1/2"
Bust (1" below armhole)	14 3/4"	15 3/4"	16 3/4"	17 3/4"	18 3/4"

100% cotton, **prewashed**. Crew neck with long sleeve.

Fit Notes: These measurements apply only to the Ai. (love.) Long Sleeve in white. This shirt has a fitted cut and is made of a heavier cotton weave than the main line of fitted t-shirts. The long sleeve version will be a bit warmer than the short sleeve, given the increase weight of the fabric. This shirt is not sheer and is standard babydoll/junior's tee length. I have found that they do shrink, sometimes up to 7% so I would recommend ordering up a size from what you'd normally purchase. As with all of the other shirts, I've found it to be very comfortable and soft throughout multiple washings. Measurements above are across the front of the shirt, so please double them and then compare to your band/bra size to gauge for fit. I usually wear a small to a medium in juniors sizes depending on how I want it to fit. For this shirt I would go for a medium given the shrinkage.

unisex / men's / adult Tees

Designs: All Unisex/Adult/Men's T-shirts



Size	S	M	L	XL	XXL
Length (from high point at shoulder)	26 1/4"	27 3/8"	28 1/2"	29 5/8"	30 3/4"
Chest (1" below armhole)	18"	19"	20 1/2"	22 1/2"	24 1/2"

100% cotton, **preshrunk, prewashed**. Crew neck with short sleeve.

Fit Notes: Very comfortable and relaxed fit. Standard adult sizes. Pre-shrunk and pre-washed. This fabric is a bit heavier than the fitted girl's styles. It is not sheer. Measurements above are across the front of the shirt, so please double them and then compare to your chest size to gauge for fit. I think they fit pretty true to size if not a little big.